
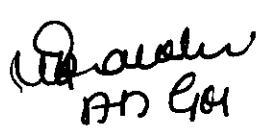



SVIMS, SRI PADMAVATHI MEDICAL COLLEGE FOR WOMEN
List of Fire Safety Equipments installed in the collage Hostel building

Name of the work:		Providing Internal Fire Hydrant, Fire Fighting and Fire Alarm system for the Hostel Building at Sri Padmavathi Medical College for Womens at Tirupati in Chittoor District.
S. No.	Descriptions	Quantity
1	Single Hydrant Valve	14
2	Hose Cabine Box	14
3	15 Mtrs. CP Hose Pipe	28
4	Hose Reel Drum	14
5	Gun Metal Branch	14
6	Starter Panel	01
7	2-Way Fire brigade Inlet	01
8	15/25mm dial Ball Valve	01
9	Booster Pump	01
10	Control Auto Panel for Booster Pumps	01
11	80mm dia Butterfly Valve	02
12	Manual Call Point	14
13	Co2 Type Fire Extinguishers (4.5 kgs) (Mrfs. Of Kenex)	21
14	ABC Type Fire Extinguishers (6 Kgs)	21
15	N.R. Valve	01
16	A.R. Valve	01
17	Pressure Gauge	01
18	Pressure switch	01
19	Hooter (Fire Alarm)	14
20	14 zone fire control panel	01
21	Water pipe line of hydrant system – diff. sizes & meters	
	25 mm dia	30
	32 mm dia	30
	50 mm dia	40
	80 mm dia	45
	100 mm dia	50
	150 mm dia	60
	200 mm dia	70
	250 mm dia	80

14/8/2020
 IT Manager for
 N/A P.P.


 14/8/2020


 AN 901
 ASSISTANT DIRECTOR (GM)
 S.V. INSTITUTE OF MEDICAL SCIENCES
 TIRUPATI-517 507 (A.P.)


 14/03/2020
 Fire Safety Officer,
 SVIMS, Tirupati
FIRE SAFETY OFFICER
 S.V. INSTITUTE OF MEDICAL SCIENCES
 TIRUPATI-517 507, A.P., INDIA

SVIMS, SRI PADMAVATHI MEDICAL COLLEGE FOR WOMEN
List of Fire Safety Equipments installed in the college building

FLOOR WISE	DEPARTMENT	AREA	4.5 Kg Co2 Cylinder	6Kg – 50% filled MAP DCP-Cylinder	Fire Hydrant Pipe System				Manual call point (Strobe cum Hooter)						
					S&F Hose Cabinet			Hose reel Drum							
					Cab.	RRL	Br. P								
CELLAR	Open Areas, Parking area	Beside to the four stair case	8	14	6	12	6	6	6						
	Electrical Panel Room	Panel – 1	1	0											
		Panel – 2	1	0											
Ground Floor	Forensic Medicine	Inside the Dept.,	0	1	8	16	8	8	8						
		Front Corridor	0	1											
		Right Corridor	1	0											
		Left Corridor	1	0											
		Museum	0	0											
		Lab	0	0											
	Anatomy	Inside the Dept.,	0	2											
		Right Corridor	1	1											
		Left Corridor	1	1											
		Museum	0	2											
		Histology Lab	0	2											
		Dissection Hall	1	2											
	Lecture Gallery – 1	Out Side	0	1											
		Electrical Room	0	0											
		Inside Gallery	0	2											
	Lecture Gallery – 2	Out Side	1	1											
		Electrical Room	1	0											
		Inside Gallery	0	2											
	Establishment Section	Administrative Office	0	0											
		Electrical Panel Room	Panel – 1	1						0					
	Panel – 2		1	0											
	1 st Floor	Biochemistry	Inside the Dept.,	1						2	8	16	8	8	8
			Right Corridor	0						1					
			Left Corridor	0						1					
Museum			0	2											
Research Lab			1	2											
UG Lab			0	2											
Physiology		Front Corridor	1	1											
		Right Corridor	0	1											
		Left Corridor	0	1											
		Amphibian Lab	1	3											
		Research Lab	0	1											
		Hematology Lab	0	1											
Lecture Gallery – 3		Outside	0	1											
		Electrical Room	0	0											
		Inside Gallery	0	2											
Lecture Gallery – 4		Outside	0	1											
		Electrical Room	0	1											
		Inside Gallery	0	0											
1 st Floor	Common Hall	Common Hall – 1	1	1											
		Electrical Panel Room	Panel – 1	0	0										
	Panel – 2		0	0											

2 nd Floor	Community Medicine	Inside the Dept.,	1	2	6	12	6	6	6						
		Right Corridor	1	1											
		Left Corridor	1	1											
		Lab	0	2											
	Pathology	Front Corridor	1	1											
		Right Corridor	1	1											
		Left Corridor	1	1											
		Histo Pathology Practical Lab	0	2											
	Examination Hall	Hall – 1	1	1											
	Electrical Panel Room	Panel – 1	1	1											
Panel – 2		0	1												
3 rd Floor	Pharmacology	Inside the Dept.,	0	1	8	16	8	8	8						
		Front Corridor	1	1											
		Right Corridor	1	1											
		Left Corridor	1	1											
		Museum	0	1											
		Clinical Pharmaco Lab	0	3											
	Microbiology	Inside the Dept.,	1	2											
		Right Corridor	1	1											
		Left Corridor	0	1											
		Practical Lab	0	1											
		Museum	0	1											
	Auditorium	Right Corridor	1	1											
		Right Electrical Room	1	0											
		Left Corridor	0	1											
		Left Electrical Room	1	0											
	Electrical Panel Room	Panel – 1	0	0											
		Panel – 2	0	0											
	TOTAL:			40						86	36	62	36	36	36

1. Fire control alarm 20 zone micro processor – 4 nos.
2. Electrical booster pump installed at terrace – 1 no.
3. 4 Way Brigade Intel – 1 no.
4. 2 Way Brigade Inlet – 1 no.
5. Butterfly valve at cellar – 8 nos.
6. Butterfly valve at terrace – 6 nos.
7. Wet risers – 3 nos.
8. Sprinklers at cellar – 559 nos.

14/3/2020

IT Manager for
N/A pt.

14/3/2020

[Signature]
AD ECU
ASSISTANT DIRECTOR (GM)
S.V. INSTITUTE OF MEDICAL SCIENCES
TIRUPATI-517 507 (A.P.)

[Signature]
14/03/2020

Fire Safety Officer,
SVIMS, Tirupati
FIRE SAFTY OFFICER
S.V. INSTITUTE OF MEDICAL SCIENCES
TIRUPATI-517 507, A.P., INDIA


SVIMS, SRI PADMAVATHI MEDICAL COLLEGE FOR WOMENS
List of Fire Safety Equipments installed in the Hospital building


S. No.	Name of the Item	Units	M/s. Advanced Protection Fire System	M/s. BPR Infrastructure Limited	Total Quantities
1	Single Hydrant Valve	No's	20	51	71
2	Hose Cabin Box	No's	20	51	71
3	15mtr CP Hose Pipe	No's	40	102	142
4	Gun metal Branch Pipe	No's	20	51	71
5	First Aid Hose Reel Box	No's	0	51	51
6	Butter Fly Valve				
	a) 250mm dia Butterfly Valve	No's	0	2	2
	b) 150mm dia Butterfly Valve	No's	6	27	33
	c) 100mm dia Butterfly Valve	No's	0	35	35
	d) 80mm dia Butterfly Valve	No's	0	5	5
	e) 80mm dia Butterfly Valve	No's	0	34	34
7	Electric Driven Pump	No's	1	1	2
8	Diesel Electric Driven Pump	No's	0	1	1
9	Jockey Pump	No's	0	1	1
10	Electric Panel	No's	0	1	1
11	Starter Panel	No's	1	0	1
12	a) 150 mm dia Non return Valve	No's	2	4	6
	b) 80mm dia Non return Valve	No's	0	1	1
13	CI Body Foot Valve				
	a) 200 mm dia	No's	0	2	2
14	Vessel Made 250 mm dia	No's	0	2	2
15	Pressure Gauge	No's	2	5	7
16	Pressure Switch	No's	2	4	6
17	4 - Way Fire brigade inlet	No's	1	1	2
18	Air release Valve	No's	1	17	18
19	25 mm dial Ball Valve	No's	4	90	94
20	Booster Pump	No's	1	0	1
21	Booster Pump Starter	No's	1	0	1

22	Butterfly Valve 80 mm dia	No's	1	0	1
23	2 HP Motor	No's	1	0	1
24	DOL Starter 415 V	No's	1	0	1
25	Sprinklers	No's	80	2493	2573
26	Flexible Drop	No's	80	20	100
27	Rosette Plate	No's	80	20	100
28	Smoke Detector	No's	1002	0	1002
29	Response Indicators	No's	25	0	25
30	Manual Call Point	No's	51	51	102
31	Strobe cum hooters	No's	51	51	102
32	14 Zone Fire Alarm Panel	No's	4	0	4
33	Repeater panel	No's	4	3	7
34	Co2 Type Fire Extinguishers	No's	75	36	111
35	ABC Type Fire Extinguishers	No's	100	20	120
36*	Additional Booster pump installed by APMSIDC for Yard Hydrant	No's	0	0	1
37*	Portable Battery Charger for Diesel Pump provided by APMSIDC	No's	0	0	1

S. No.36 & 37 items were installed by APMSIDC as per the instructions of District Fire Officer, Chittoor during the fire NOC Inspection.

14/3/2020
IT Manager
for N/A P.F.


14/3/2020
AD(GM)


14/03/2020

Fire Safety Officer
SVIMS, Tirupati.

FIRE SAFETY OFFICER
S.V. INSTITUTE OF MEDICAL SCIENCES
TIRUPATI-517 507, A.P., INDIA

AD(GM)
ASSISTANT DIRECTOR (GM)
S.V. INSTITUTE OF MEDICAL SCIENCES
TIRUPATI-517 507 (A.P.)

ABSTRACT OF FIRE EQUIPMENTS FOR FIRE SAFETY PRESENT STATUS ON 14.03.2020

S.No	Name of the Building	No. of Fire Extinguishers	No. of Internal Hose cabinet, RRL Hoses 15 MTR x 2 & Branch Pipes			No. Of Internal 30 Mtrs First Aid Hose Reel Drum	No. of External yard Hose cabinet, RRL Hoses 15 MTR x			No. Of external 30 Mtrs First Aid hose reel drum	No. of Combo Manual Call Points, Central Alarm CP, Hooter			Smoke Detectors	Wet Risers	Sprinklers	
			Cab.	RRL	Br. P		Cab.	RRL	Br. P		Comb	CACP	Hoot				
1	Administrative Block																
	Ground Floor	8	6	12	6	6	4	8	4	7	1				2		
	Ground Floor – Blood Bank	3															
	First Floor	6	7	14	7	7					1				2		
2	OPD Speciality Block																
	Ground Floor	13	9	18	9	9	11	22	11	4	1				6	3	
	First Floor	9	12	24	12	12					2				6	3	
	Second Floor	9	10	20	10	10					1				6	3	
3	Service Block																
	Ground Floor	4	4	8	4	3					1				4	1	73
	First Floor	10	2	4	2	2					1				4	1	
	Second Floor	2	4	8	4	4					1				4	1	
4	Central Block																
	Ground Floor	25	7	14	7	7	10	20	10	3	1				4	4	
	First Floor	8	3	6	3	3					1				4	4	
	Second Floor	8	6	12	6	6					1				12	4	
	Linde Gas Room	6															
5	Speciality Block																
	Ground Floor	13	8	16	8	8	13	26	13	9	1				9	4	
	First Floor	8	13	26	13	11					1				6	4	
	Second Floor	10	12	24	12	12					1				15	4	
6	Cancer Block																
	Ground Floor	3	2	4	2	2	4	8	4	2	2				9	2	
	First Floor	2	2	4	2	2					2				6	2	
	Second Floor	2	2	4	2	2					2				5	2	

