

The out-patient services are provided on all days (except Sunday and some specified national holidays) with registration time from 7.00 to 11.00 am. In addition to out-patient services, special clinics are run by various departments weekly. Similarly, monthly free clinics are also being conducted for the benefit of the poor patients.

The Medical Records Department (MRD) facilitates the registration of patients to enable them to avail facilities under out-patient and in-patient services. The patients coming to the hospital for emergency care can be registered uninterruptedly round the clock in the casualty block itself. Patients belonging to below poverty line status can avail free registration and consultation. Such patients are identified and categorized through a single window entry system at the Medical Records Department. Each patient is allotted a unique hospital number which is valid for both out-patient and in-patient services.

### Out-patient services (7 am – 11 am)

S.No.	Departments	Days	Room No.	Place
1.	Cardiology	Mon to Sat	18 & 19	Sri Padmavathi OPD Block
2.	Community Medicine/ Wellness /Non Communicable Diseases	Mon to Sat	29	
3.	C.T. Surgery	Mon to Sat	16	
4.	Heartfulness Meditation	Mon/ Wed/ Fri	40	
5.	Medicine - I & IV	Mon & Thu	25 & 26	
6.	Medicine - II & V	Tue & Fri		
7.	Medicine - III & VI	Wed & Sat		
8.	Nephrology	Mon/ Wed/ Fri	35, 36 & 37	
9.	Neurology	Mon to Sat	21, 22, 23&24	

10.	Neurosurgery	Mon/ Wed/ Fri	27 & 28	
11.	Plastic Surgery	Mon / Wed / Fri	31	
12.	Pre-anaesthesia Check-up	Mon to Sat	17	
13.	Surgical Gastroenterology	Mon to Sat	39,40, 41 & 42	
14.	Urology	Mon / Wed / Fri	45	
		Tue / Thu/ Sat	35 & 45	
15.	Dental	Mon to Sat	19	SPMCW Hospital
16.	Dermatology	Mon to Sat	22	
17.	Endocrinology	Mon to Sat	18	
18.	E.N.T.	Mon, Wed, Fri	12	
19.	General Surgery - I	Mon & Thu	15	
20.	General Surgery - II	Tue & Fri		
21.	General Surgery - III	Wed & Sat		
22.	GI Oncology	Mon to Sat	10	SPMCW Hospital
23.	Medical Oncology	Mon to Sat	16	
24.	Medicine - VII	Mon to Sat		
25.	Obstetrics & Gynaecology	Mon to Sat	17	
26.	Ophthalmology	Mon to Sat	14	
27.	Paediatrics	Mon to Sat	13	
28.	Psychiatry	Mon to Sat	16	
29.	Radiation Oncology	Mon to Sat	11	
30.	Surgical Oncology - I	Tue, Thu, Sat	9	
31.	Surgical Oncology – II	Mon, Wed, Fri		
32.	TB & RD	Mon to Sat	20	
<b>SUNDAY - HOLIDAY</b>				

Special clinics:

S.No.	Departments	Days	Room No.	Timings	Place
1	Breast Clinic	Monday	16	7:00 - 11:00 am	SPMCW Hospital
2	Master Health Check-up	Mon to Sat	30	7:00 - 11:00 am	Sri Padmavathi OPD Block
3	Speech Therapy	Mon to Sat	48	8:00 - 4:00 pm	
4	Juvenile Diabetic Clinic	2nd Saturday	18	7:00 - 11:00 am	SPMCW Hospital
5	Paed. Endocrinology	Tuesday		2:00 - 2:30 pm	

### EVENING- SPECIAL CLINICS

S.No.	Departments	Days	Room No.	Timings	Place
1.	Cardiology	Mon to Sat	18 & 19	3:00 - 4:00 pm	Sri Padmavathi OPD Block

### MONTHLY SUNDAY CAMPS\*

S.No.	Departments	Days	Room No.	Timings	Place
1	Endocrinology	2nd Sunday	39 & 40	7:00 - 11:00 am	Sri Padmavathi OPD Block
2	Epilepsy	3rd Sunday	21 & 22		
3	Hypertension Clinic	Last Sunday	18 & 19		
4	Prosthetic Valve Clinic				

*\* Registration fee exempted for WRC holders*

### OTHER SERVICES

S.No.	Departments	Days	Room No.	Timings	Place
1	Dietetics	Mon to Sat	46	9:00 - 4:00 pm	Sri Padmavathi OPD Block
2	Physiotherapy	Mon to Sat	-		College of Physiotherapy
3	Obesity	Mon to Sat	-		

#### No Queue system

To avoid standing in 'Q' for repeat registration, Mobile phone technology is used to facilitate the patients to fix their appointment time for OP consultation by using No "Q" system.

#### Using NoQ System

1. Type noq<space>department name <space> hospital number
2. Send SMS to 9248080250.

**Example: noq card 66666**Note :

1. This facility can be availed within 15days from the date of first consultation/renewal for repeat registration patients.
2. Patients requiring renewal can also send SMS, but need to register at MRD.

### Department Keywords (SVIMS)

Cardiology	card	Medicine	med
CT Surgery	ct	Medical Oncology	mo
Gastroenterology	ge	Surgical Oncology	so
Neurology	neuro	Radiation Oncology	ro
Neurosurgery	ns	Breast Clinic	bc
Nephrology	neph	Urology	uro
Medical Gastroenterology	mge	plastic surgery	ps

### Department Keywords (SPMCWH)

Endocrinology	endo	General Surgery	gs
Rheumatology	rh	Dental	den
Haematology	haem	TB & RD	tb
psychiatry	psy	Ophthalmology	oph
Dermatology	dvl	Pediatrics	pae
ENT	ent	Gynecology	obg

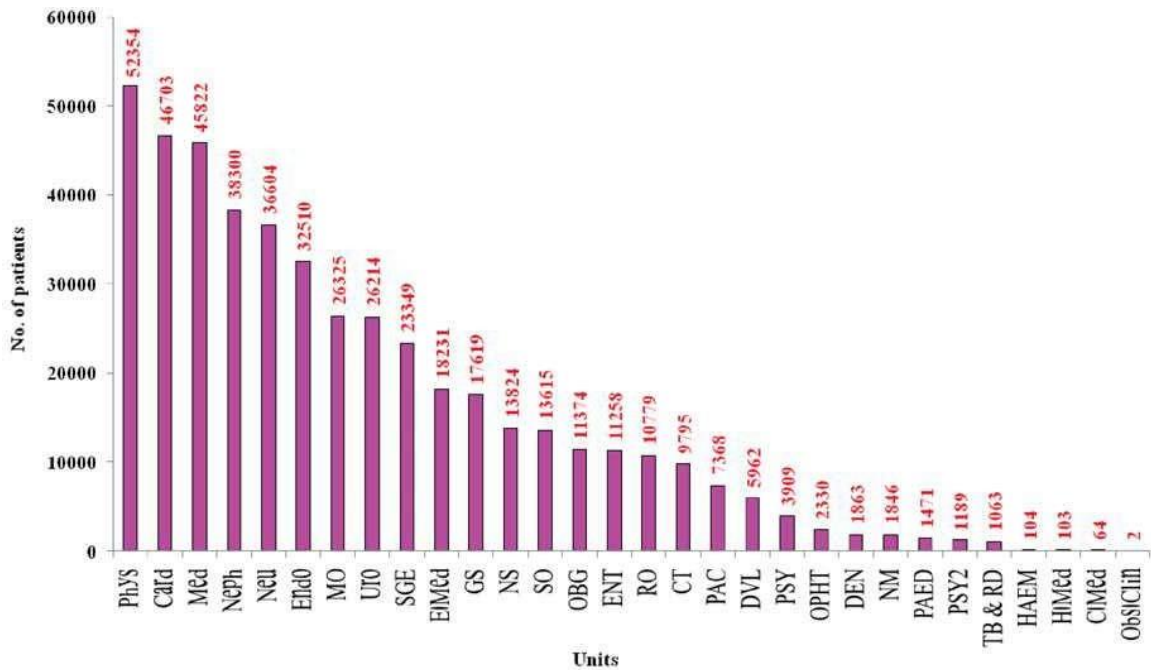
### SVIMS Clinic

A separate clinic operates beside SVIMS OPD block with all Super Specialties and medicine department exclusively for the patients registered under TTD, Working Journalist health scheme and SVIMS staff with their dependents and students of SVIMS University. The clinic provides central lab test facility, ECG, ECHO, X-Ray and Admission office during all working days between 7am to 11am and has sufficient patient/attendant waiting space.

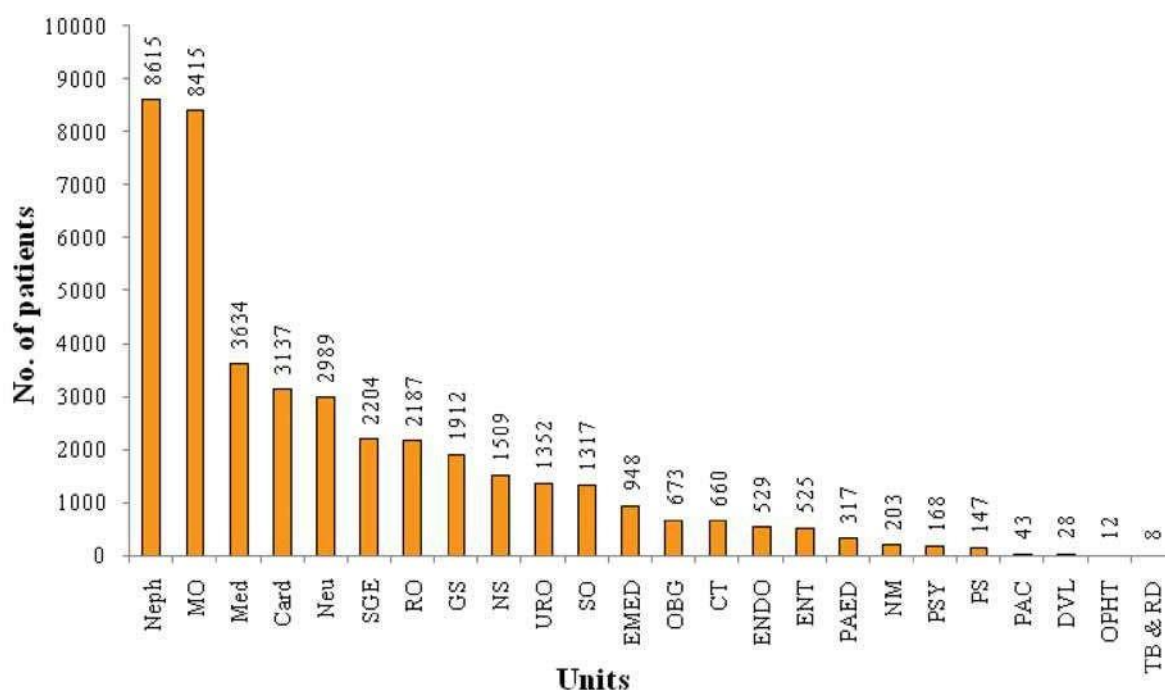
## OP-IP STATISTICS FOR THE YEAR 2022

MONTH	2022	
	OP	IP
JAN	35401	3167
FEB	35465	3133
MAR	41048	3638
APR	35793	3228
MAY	37798	3488
JUN	40286	3474
JUL	40932	3614
AUG	37213	3359
SEP	40631	3602
OCT	37254	3447
NOV	40069	3659
DEC	40060	3723
<b>Total</b>	<b>461950</b>	<b>41532</b>

## Department wise Out-patient Statistics 2022



## Department wise in-patient statistics 2022



## Laboratory – wise investigation statistics (2022)

S. No.	Department	No. of Investigations
1	Biochemistry	7,43,922
2	Haematology	7,21,374
3	Microbiology	1,80,157
4	Radiology	1,28,162
5	Blood Bank	1,19,867
6	VRDL(C-far lab)	1,18,889
7	Clinical Pathology	88,912
8	Cardiology	93,349
9	Endocrinology	77,914
10	Dialysis	1,02,885
11	Pathology	17,927
12	HIC (MB)	14,830
13	Neurology	4,221
14	Nuclear Medicine	5,207
15	Gastroenterology	2,516
16	PFT	808
17	Urology	1,141
18	Dental	448
19	Psychiatry	12

20	DVL	110
	<b>Total</b>	<b>24,22,651</b>

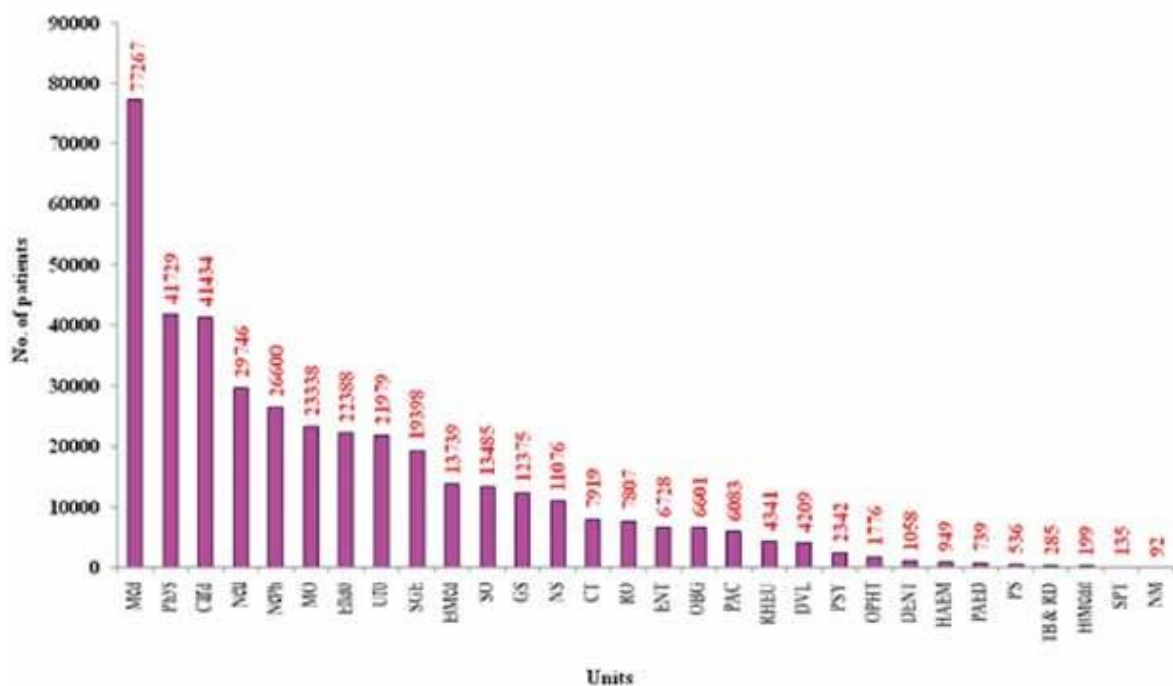
### Monthwise laboratory investigations / procedures 2022(in thousands)



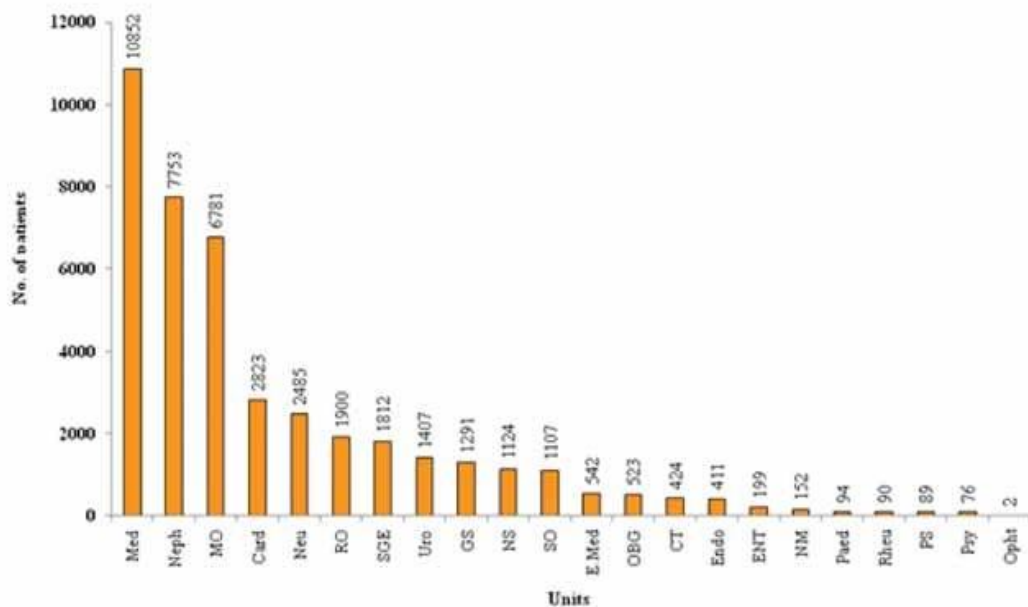
### OP-IP STATISTICS FOR THE YEAR 2021

MONTH	2021	
	OP	IP
JAN	31802	3127
FEB	35948	3105
MAR	43291	3915
APR	33066	4065
MAY	17274	3738
JUN	20758	3124
JUL	34038	3375
AUG	37605	3413
SEP	38734	3551
OCT	38720	3481
NOV	33842	3367
DEC	41275	3676
<b>Total</b>	<b>406353</b>	<b>41937</b>

## Department wise Out-patient Statistics 2021



## Department wise in-patient statistics 2021





### Laboratory – wise investigation statistics (2021)

<b>S. No.</b>	<b>Department</b>	<b>No. of Investigations</b>
1	VRDL (C-far lab)	11,91,846
2	Biochemistry	6,87,861
3	Haematology	6,86,535
4	Microbiology	1,83,642
5	Blood Bank	1,02,692
6	Radiology	1,00,900
7	Dialysis	96,157
8	Cardiology	89,903
9	Clinical Pathology	73,227
10	Endocrinology	71,080
11	Pathology	16,606
12	Hospital Infection Control (MB)	11,053
13	Nuclear Medicine	4,358
14	Neurology	3,125
15	Gastro Enterology	1,977
16	Urology	261
17	Dental	118
18	Psychiatry	5
	<b>Total</b>	<b>33,21,346</b>

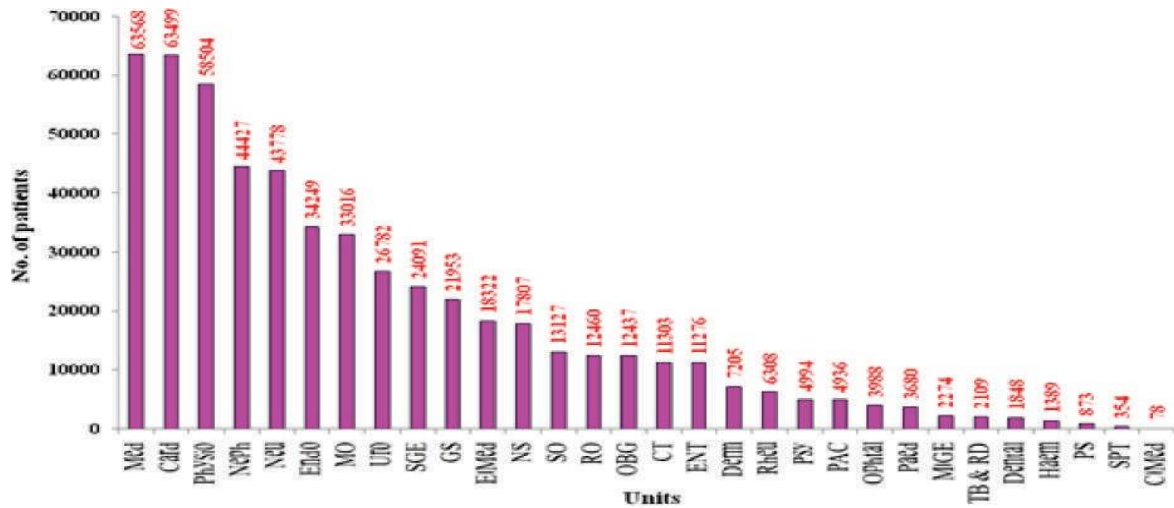
OP-IP STATISTICS FOR THE YEAR 2020

MONTH	2020	
	OP	IP
JAN	43282	4057
FEB	43663	3832
MAR	33515	3400
APR	6274	1953
MAY	11029	1868
JUN	26526	3093
JUL	14632	2843
AUG	5768	2708
SEP	14471	3109
OCT	21721	3358
NOV	22282	2804
DEC	29083	3222
<b>Total</b>	<b>272246</b>	<b>36247</b>

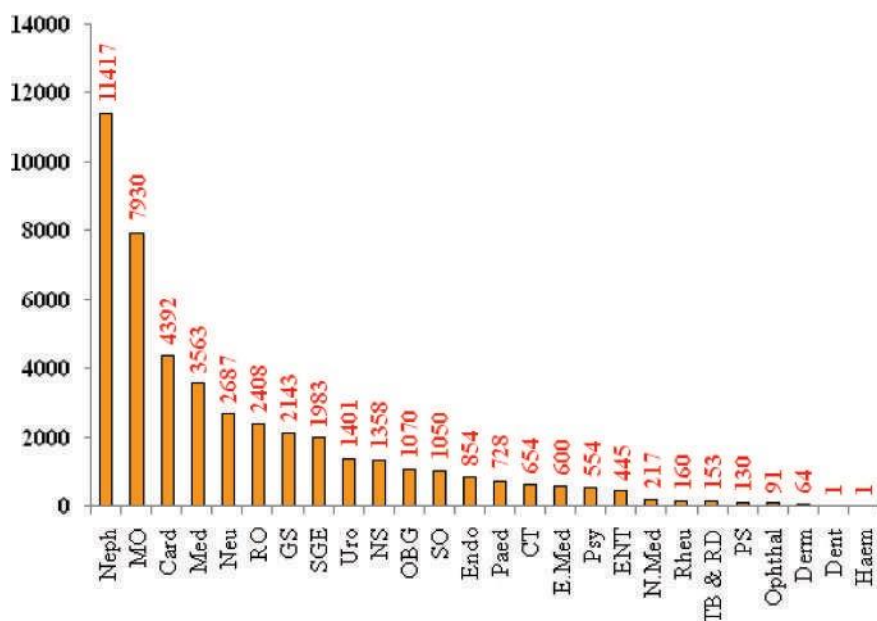
## OP-IP STATISTICS FOR THE YEAR 2019

MONTH	2019	
	OP	IP
JAN	43005	3948
FEB	45185	3515
MAR	47191	3611
APR	41279	3477
MAY	45069	3739
JUN	43187	3613
JUL	51424	4151
AUG	48413	4014
SEP	45390	3920
OCT	45445	4115
NOV	48432	3989
DEC	46615	3962
<b>Total</b>	<b>550635</b>	<b>46054</b>

## Department wise Out-patient Statistics 2019



## Department wise in-patient statistics 2019



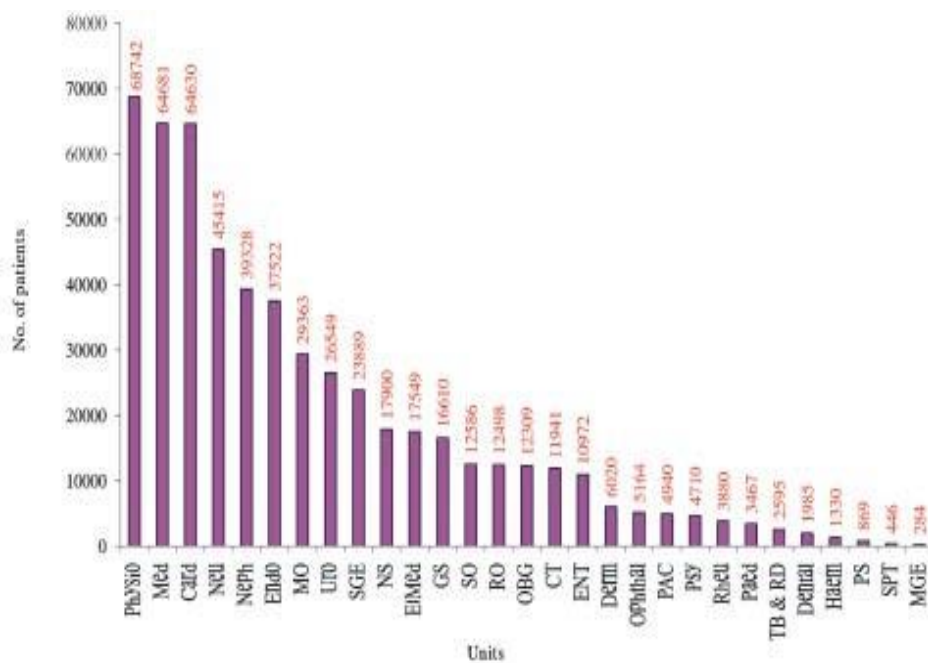
## LABORATORY – WISE INVESTIGATION STATISTICS (2019)

S. No.	Department	No. of Investigations
1	Biochemistry	7,34,259
2	Haematology	7,18,863
3	Microbiology	1,91,204
4	Radiology	1,42,048
5	Blood Bank	1,28,496
6	Cardiology	1,07,384
7	Clinical Pathology	96,323
8	Dialysis	87,934
9	Endocrinology	83,476
10	HIC (MB)	27,534
11	Pathology	20,305
12	Nuclear Medicine	6,017
13	PFT	5,368
14	Neurology	4,448
15	Gastroenterlogy	2,241
16	Dental	907
17	Urology	643
18	Psychiatry	304
	<b>Total</b>	<b>23,57,754</b>

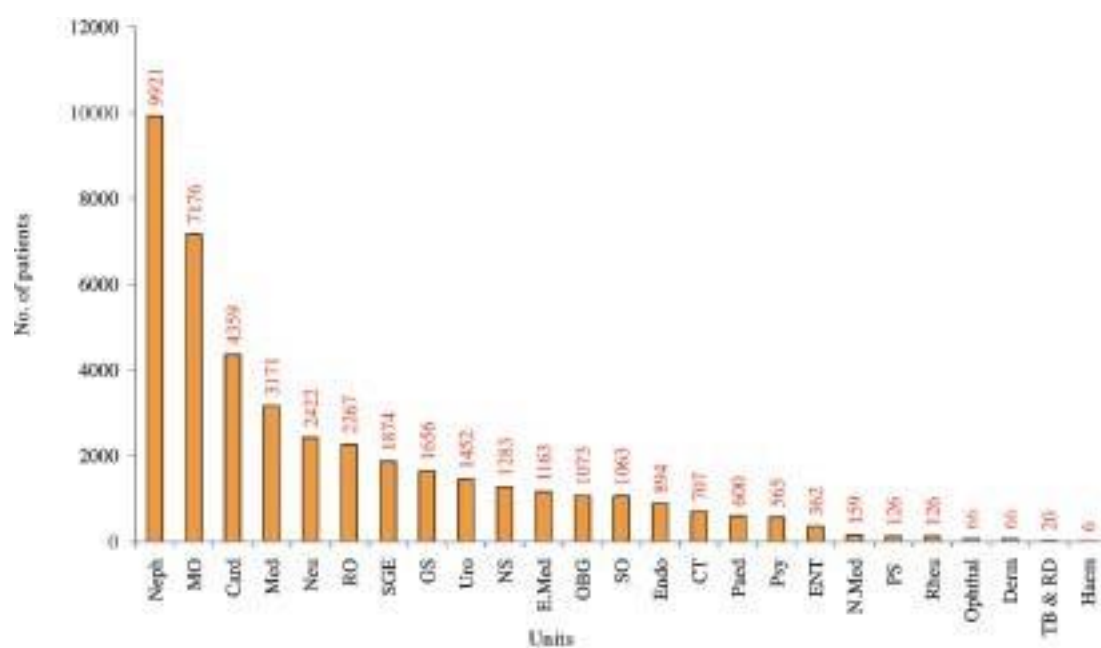
## Department wise Out-patient Statistics 2019

MONTH	2018	
	OP	IP
JAN	45445	3397
FEB	46393	3141
MAR	50932	3515
APR	44800	3294
MAY	45975	3576
JUN	45950	3470
JUL	49871	3670
AUG	45502	3575
SEP	41852	3330
OCT	45924	3731
NOV	41699	3864
DEC	43831	4014
<b>Total</b>	<b>548174</b>	<b>42577</b>

## Department wise Out-patient Statistics 2018



## Department wise in-patient statistics 2018



## Laboratory – wise investigation statistics (2018)

S. No.	Department	No. of Investigations
1	Biochemistry	6,87,400
2	Haematology	6,44,700
3	Microbiology	1,83,157
4	Radiology	1,37,627
5	Blood bank	1,13,850
6	Cardiology	1,06,391
7	Clinical Pathology	85,587
8	Endocrinology	80,331
9	Dialysis	73,567
10	HIC (MB)	26,723
11	Pathology	18,291
12	Nuclear Medicine	5,432
13	P.F.T	4,906
14	Neurology	4,881
15	GE	2,474
16	Dental	1,723
17	Urology	1,253
18	Psychiatry	282
	<b>Total</b>	<b>21,78,575</b>

### DR. YSR AAROgyASRI SCHEME:

Through the Dr YSR Aarogyasri Scheme multi specialty health care is provided to patients below the poverty line. The scheme provides coverage for treatment of diseases of heart, lung, liver, bowel, pancreas, kidney, neurosurgery, pediatric congenital malformations, burns, post-burn contracture surgeries for functional improvement, prosthesis (artificial limbs), cancer treatment (surgery, chemotherapy, radiotherapy) and polytrauma (including cases covered under MV act). After separation of Andhra Pradesh & Telangana states, the name of the scheme has been changed to Dr YSR Aarogyasri Scheme as per the abstract from Health, Medical & Family Welfare (I.1) dept. dt: 17.12.2014. Now the scheme covers around 2059 packages /procedures

For effective implementation of Dr YSR Aarogyasri Scheme, and for timely delivery of health care services to the poor, the Institute has established a separate office under a team of 05 Medical Coordinators (1 Senior MEDCO and 3 Junior MEDCOs), 01 Chief Medical Records Officer, 01 Office Senior Assistant, 66 Data entry operators and 12 Fessy workers apart from the Aarogya Mithras of the trust. The Dr YSR Aarogyasri Scheme review committee meetings are held regularly on every month 2nd Thursday from 4:00pm to 5:00pm. SVIMS continued to be in the first place under Dr Y S R Aarogyasri Programme in the entire state under “Best Performance Government Hospital” category.

In year 2022, a total of 7518 surgeries were conducted and 27260 cases were medically managed under Dr Y S R Aarogyasri Programme.

#### Statistics for Dr YSR Aarogyasri Scheme

year	No. of Surgeries done	No. of cases Medically managed
2022	7518	27260
2021	5475	29875
2020	3036	21322
2019	4629	21903
2018	4421	18375

## SRI VENKATESWARA PRANADANA SCHEME

This scheme, which was launched in November 2001 by Tirumala Tirupati Devasthanams, aims at providing succor to the needy by affording them free and the best medical care at the TTD – run hospitals. It aims at:

- i) Providing free medical facilities to poor patients afflicted with life-threatening diseases of the heart, kidney, brain, cancer etc.
- i) Facilitating access to basic medical amenities like blood bank, artificial limbs, physiotherapy, tools and implants.
- ii) Pioneering R & D into diseases like chronic renal failure, hemophilia, thalassemia and cancer.
- iii) PET CT procedures

### Sri Venkateswara Pranadana Cases treated for the year 2022

S.No	Unit	New Admissions	Repeat Admissions	OP (N)	OP(R)	Total	Total Expired	Mortality Rate (%)
1	Anaesthesiology	0	0	0	0	0	0	0.00
2	Cardiology	28	0	0	0	28	0	0.00
3	C.T. Surgery	86	0	0	0	86	4	4.65
4	Endocrinology	5	1	0	0	6	0	0.00
5	G. Surgery	42	0	0	0	42	2	4.76
6	Haematology	0	0	0	0	0	0	0.00
7	Medicine	130	0	0	0	130	13	10.00
8	M. Oncology	11	0	32	1	44	2	4.55
9	Neurology	233	0	0	0	233	12	5.15
10	Neurosurgery	219	0	15	0	234	4	1.71
11	Nephrology	209	75	0	0	284	20	7.04
12	Plastic Surgery	0	0	0	0	0	0	0.00
13	R. Oncology	126	0	66	0	192	2	1.04
14	Surgical G.E.	102	0	5	0	107	6	5.61
15	S. Oncology	61	0	118	2	181	2	1.10
16	Urology	14	0	0	0	14	0	0.00
17	OBG	18	0	0	0	18	2	11.11
18	BIRRD	0	0	0	0	0	0	0.00
19	Maternity	0	0	0	0	0	0	0.00
20	SVRRGGH	0	0	0	0	0	0	0.00
21	Nuclear Medicine	0	0	0	0	0	0	0.00
22	ENT	3	0	0	0	3	0	0.00
	<b>Total</b>	<b>1287</b>	<b>76</b>	<b>236</b>	<b>3</b>	<b>1602</b>	<b>69</b>	<b>4.31</b>



### Sri Venkateswara Pranadana Cases treated for the year 2021

S.No	Unit	New Admissions	Repeat Admissions	OP (N)	OP(R)	Total	Total Expired	Mortality Rate (%)
1	Anaesthesiology	4	0	0	0	4	0	0.00
2	Cardiology	5	0	0	0	5	0	0.00
3	C.T. Surgery	44	0	0	0	44	0	0.00
4	Endocrinology	5	0	0	0	5	1	20.00
5	General Surgery	11	0	0	0	11	0	0.00
6	Haematology	0	0	0	0	0	0	0.00
7	Medicine	87	0	0	0	87	5	5.75
8	Medical Oncology	9	0	12	1	22	1	4.55
9	Neurology	143	0	0	0	143	7	4.90
10	Neurosurgery	231	0	7	0	238	7	2.94
11	Nephrology	113	76	0	0	189	7	3.70
12	Plastic surgery	0	0	0	0	0	0	0.00
13	Radiation Oncology	118	0	62	0	180	1	0.56
14	Surgical GE	72	0	1	0	73	5	6.85
15	Surgical Oncology	54	0	69	2	125	0	0.00
16	Urology	20	0	0	0	20	0	0.00
17	OBG	4	0	0	0	4	1	25.00
18	BIRRD	1	0	0	0	1	0	0.00
19	Maternity	2	0	0	0	2	2	100.00
20	SVRRGGH	0	0	0	0	0	0	0.00
21	Nuclear Medicine	1	0	0	0	1	0	0.00
	<b>Total</b>	<b>924</b>	<b>76</b>	<b>151</b>	<b>3</b>	<b>1154</b>	<b>37</b>	<b>3.21</b>

## Sri Venkateswara Pranadana Cases treated for the year 2020

S.No	Unit	New Admissions	Repeat Admissions	OP (N)	OP (R)	Total	Total Expired	Mortality Rate (%)
1	Anaesthesiology	0	0	0	0	0	0	0.00
2	Cardiology	11	0	0	0	11	1	9.09
3	C.T.Surgery	103	0	2	0	105	3	2.86
4	Endocrinology	3	0	0	0	3	1	33.33
5	G.Surgery	5	0	0	0	5	0	0.00
6	Haematology	0	0	0	0	0	0	0.00
7	Medicine	67	0	0	0	67	16	23.88
8	Medical Oncology	10	7	23	6	46	0	0.00
9	Neurology	85	0	0	0	85	5	5.88
10	Neurosurgery	207	0	1	0	208	1	0.48
11	Nephrology	107	133	0	0	240	11	4.58
12	Plastic Surgery	0	0	0	0	0	0	0.00
13	Radiation Oncology	252	0	30	0	282	2	0.71
14	Surgical GE.	42	0	11	0	53	9	16.98
15	Surgical Oncology	33	0	40	2	75	1	1.33
16	Urology	6	0	0	0	6	1	16.67
17	OBG	0	0	0	0	0	0	0.00
<b>Patients referred from other hospitals</b>								
18	BIRRD Hospital	2	0	0	0	2	0	0.00
19	SVRRGG Hospital	0	0	0	0	0	0	0.00
20	Govt. Maternity Hospital	2	0	0	0	2	1	50.00
	<b>Total</b>	<b>935</b>	<b>140</b>	<b>107</b>	<b>8</b>	<b>1190</b>	<b>52</b>	<b>4.37</b>

**Sri Venkateswara Pranadana Cases treated for the year 2019**

S. No	Unit	New admns.	Repeat admns	OP (N)	OP (R)	Total admissions	Total expired	Mortality rate (%)
1	Cardiology	10	0	0	0	10	0	0.00
2	C.T.Surgery	129	0	0	0	129	3	2.33
3	Surgical G.E.	18	0	0 9	1	28	5	17.86
4	Neurology	82	0	0	0	82	3	3.66
5	Neurosurgery	320	0	1	0	321	1	0.31
6	Nephrology	129	154	0	0	283	17	6.01
7	Med.Oncology	13	15	5 8	22	108	0	0.00
8	Rad.Oncology	6	0	6 1	3	70	0	0.00
9	Surg.Oncology	45	0	5 5	0	100	4	4.00
10	Haematology	0	0	0	0	0	0	0.00
11	Urology	4	0	0	0	4	0	0.00
12	Medicine	48	0	0	0	48	9	18.75
13	G.Surgery	1	0	0	0	1	0	0.00
14	Anaesthesiology	2	0	0	0	2	0	0.00
15	Plastic Surgery	0	0	0	0	0	0	00.00
<b>Patients referred from other hospitals</b>								
16	BIRRD Hospital	2	0	0	0	2	0	0.00
17	SVRRGG Hospital	0	0	0	0	0	0	0.00
18	Govt. Maternity Hospital	6	0	0	0	6	0	0.00
	<b>Total</b>	<b>816</b>	<b>169</b>	<b>1 8 4</b>	<b>26</b>	<b>1195</b>	<b>42</b>	<b>3.51</b>

**Sri Venkateswara Pranadana Cases treated for the year 2018**

<b>S. No</b>	<b>Unit</b>	<b>New admns.</b>	<b>Repeat admns</b>	<b>OP (N)</b>	<b>OP (R)</b>	<b>Total admissions</b>	<b>Total expired</b>	<b>Mortality rate (%)</b>
1	Cardiology	12	0	0	0	12	0	0.00
2	CT Surgery	130	0	02	0	132	4	3.03
3	Surgical GE	26	0	15	0	41	4	9.76
4	Neurology	62	0	0	0	62	2	3.23
5	Neurosurgery	348	0	0	0	348	1	0.29
6	Nephrology	124	194	0	0	318	10	3.14
7	Medical Oncology	23	15	62	8	108	0	0.00
8	Radiation Oncology	0	0	95	6	101	0	0.00
9	Surgical Oncology	35	0	96	0	131	1	0.76
10	Urology	9	1	0	0	10	0	0.00
11	Medicine	33	0	0	0	33	9	27.27
12	Anaesthesiology	3	0	0	0	3	1	33.33
<b>Patients referred from other hospitals</b>								
13	BIRRD Hospital	2	0	0	0	2	0	0.00
14	SVRRGG Hospital	0	0	0	0	0	0	0.00
15	Govt. Maternity Hospital	12	0	0	0	12	6	50.00
	<b>Total</b>	<b>819</b>	<b>210</b>	<b>270</b>	<b>14</b>	<b>1313</b>	<b>38</b>	<b>2.89</b>